

Changing Point Report

S A M W H A	Prepared	Reviewed	Approved
		/	

Customer : SAMWHA ELECTRIC CO.,LTD Tel : 043-261-0364

Product Name	Aluminum Capacitor	Issued No.	기술-TCA- E701
Applied Model	All item of V-Chip	Date of Issue	21-Jul-16
Reason for change	Supply Stabilization due to V-Chip Base plate company dualization		
Changes	Shape dualization due to Base plate company dualization		
Change Dates	After 01-Aug-2016		

Before change	After change
<ul style="list-style-type: none"> ▶ Base plate : Help the product stand straight but doesn't matter for electrical characteristic. ▶ Exterior shape : Reference to attached file (comparing shape before-after change by Φ) <ul style="list-style-type: none"> - lead outlet –square - the bottom lead induce part – equilibrium 	<ul style="list-style-type: none"> ▶ Exterior shape : Reference to attached file (comparing shape before-after change by Φ) <ul style="list-style-type: none"> - lead outlet – circle ($\Phi 4, \Phi 5, \Phi 6.3, \Phi 8 \times 6.2$) square ($\Phi 8 \times 10, \Phi 10$) - the bottom lead induce part equilibrium ($\Phi 4, \Phi 5, \Phi 6.3, \Phi 8 \times 6.2$) diagonal ($\Phi 8 \times 10, \Phi 10$) ▶ Component Dimensions is same.

main changes Component Spec. change () Raw material change () Change of mold () Parts supplier change (●) etc ()

Remarks Sample ()EA Report ()sheet Test Data ()sheet Others ()

(Please inform us after reviewing our above changing point)

Review details		R	Prepared	Reviewed	Approved
		e v i e w			

A-Class As this changes satisfy A-class of our company changing report management, please send us changing approval sheet and sample till _____ to get approval

B-Class As this changes satisfy B-class of our company changing report management, it is possible to execute after replying this official letter

Other details





review company : _____ reviewer : _____ (signature)





































distributer :































































SAMWHA ELECTRIC CO., LTD.

※ Comparison of shape

SIZE	Existing base plate	New vendor base plate
$\Phi 4$ $\Phi 5$ $\Phi 6.3$ 8×6.2		
Class	Lead outlet : square Bottom lead induce part : equilibrium	Lead outlet : circle Bottom lead induce part : equilibrium
8×10 $\Phi 10$		

Φ	Existing base plate			New vendor base plate		
	Top	Bottom	Side	Top	Bottom	Side
$\Phi 4$						
$\Phi 5$						
$\Phi 6$						
$\Phi 8 \times 6.2$						
$\Phi 8 \times 10$						
$\Phi 10 \times 10$						

Base Plate Reflow Test.

Φ	Test	Condition		Class					Judge	
				Sample1	Sample2	Sample3	Sample4	Sample5		
Φ4	Thermal Resistance (260°C 30Min)	Before Test							OK	
		After Test							OK	
	REFLOW	Before	Bottom						OK	
			Side						OK	
		After	Bottom						OK	
			Side						OK	
	Φ5	Thermal Resistance (260°C 30Min)	Before Test							OK
			After Test							OK
REFLOW		Before	Bottom						OK	
			Side						OK	
		After	Bottom						OK	
			Side						OK	





























































※ Judge

1. Satisfied with dimension specification after test.
2. Should not modified(melting, twist) after test.
3. Should not be break after test.

Φ	Test	Condition		Class					Judge
				Sample1	Sample2	Sample3	Sample4	Sample5	
Φ6	Thermal Resistance (260°C 30Min)	Before Test							OK
		After Test							OK
	REFLOW	Before	Bottom						OK
			Side						OK
		After	Bottom						OK
			Side						OK
Φ 8 x 6.2	Thermal Resistance (260°C 30Min)	Before Test							OK
		After Test							OK
	REFLOW	Before	Bottom						OK
			Side						OK
		After	Bottom						OK
			Side						OK

※ Judge

1. Satisfied with dimension specification after test.
2. Should not modified(melting, twist) after test.
3. Should not be break after test.

Φ	Test	Condition		Class					Judge
				Sample1	Sample2	Sample3	Sample4	Sample5	
Φ8 X 10	Thermal Resistance (260°C 30Min)	Before Test							OK
		After Test							OK
	REFLOW	Before	Bottom						OK
			Side						OK
		After	Bottom						OK
			Side						OK
Φ10	Thermal Resistance (260°C 30Min)	Before Test							OK
		After Test							OK
	REFLOW	Before	Bottom						OK
			Side						OK
		After	Bottom						OK
			Side						OK

※ Judge

1. Satisfied with dimension specification after test.
2. Should not modified(melting, twist) after test.
3. Should not be break after test.